

This is the ASP default view

Collingwood Primary School (URN: 139848)

Key stage 2

This is revised data for 2017/18.

Progress in reading, writing and maths

Reading

Number of pupils = 24

Pupils with adjusted scores = 0

Well above average 3.82

Confidence interval
1.4 to 6.2

Writing

Number of pupils = 24

Pupils with adjusted scores = 0

Well above average 3.50

Confidence interval
1.2 to 5.8

Maths

Number of pupils = 24

Pupils with adjusted scores = 0

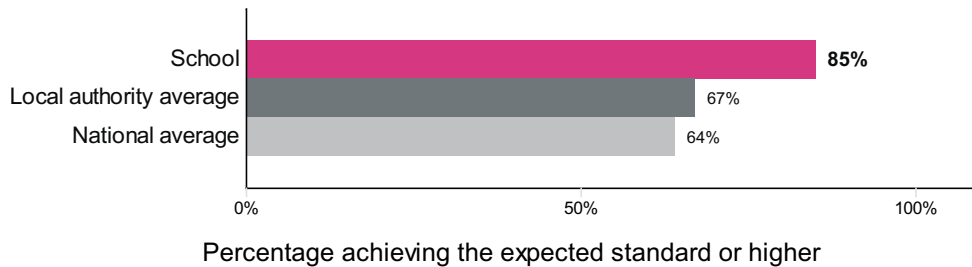
Well above average 4.58

Confidence interval
2.4 to 6.8

Reading, writing and maths combined

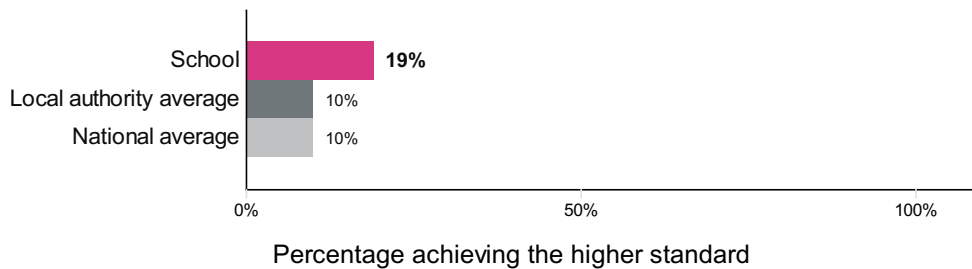
Percentage of pupils achieving the expected standard or higher

Number of pupils = 27



Percentage of pupils achieving the higher standard

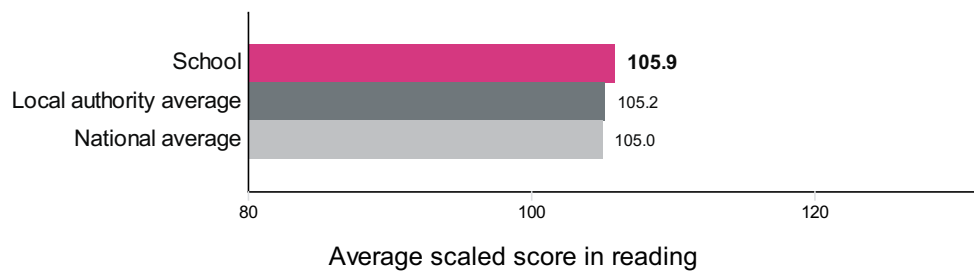
Number of pupils = 27



Average scaled score in:

Reading

Number of pupils = 27



Maths

Number of pupils = 27

